



# EASTBOURNE

## Carbon Neutral 2030

Eastbourne Borough Council

- Carbon Emissions Report
- Strategy Update



December 2023

# Eastbourne Borough Council: Eastbourne Climate Emergency Strategy Update

December 2022

## Contents

1. Introduction	p.3
2. Eastbourne Borough Council Carbon Emissions Report	p.4
2.1 Methodology	
2.2 Data summary & review	
2.3 Scope 3 emissions	
3. Eastbourne Borough Carbon Emissions Summary	p.8
5. Climate Emergency Strategy- Update on theme areas and case studies	p.9
6. Updated Action Plan 2023	p.18

## 1. Introduction

This update report on the progress of the Eastbourne Carbon Neutral 2030 Strategy adopted in November 2020 provides an overview of how work has progressed on the initial action plan and how this work has evolved over the last year. It provides a brief update to the evidence base and reports on the projects that have been delivered by the Council, the community and in partnership.

The Council provides a summary emission report for the year 2022/23 along with a progress summary against the baseline year 2018/19.

The borough emissions are reported using publicly available data produced by Department for Energy Security and Net Zero (DESNZ), formally Department for Business Energy and Industrial Strategy (BEIS). DESNZ/BEIS data is national and consistent over many years but only consists of scope 1 (direct emissions from fuel use) & 2 (electricity consumed) emissions within the local authority boundary.

No analysis is carried out on the borough data and it is provided for monitoring purposes only this year. A more in-depth analysis of borough emissions will be carried out in 2024/25. This should enable a review of the figures pre, during and post COVID-19 lockdowns.

## 2. Eastbourne Borough Council Carbon Emissions Report

This report provides a summary of the carbon report for the financial year 2022/23 along with a comparison against the baseline 2018/19.

### 2.1 Methodology

We have calculated the baseline using the Greenhouse Gas (GHG) Protocol methodology and the appropriate annual conversion factors for each year issued by the Department of Energy Security and Net Zero (DESNZ) previously Department for Business, Energy and Industrial Strategy (BEIS). By using this method and these figures we are ensuring that the baseline emissions we measure can be reported accurately every year to 2030 using a peer reviewed and agreed process.

Eastbourne Borough Council generally uses the 'operational control' approach to define the organisational boundary and to inform the emissions inventory boundary described in the table below.

It should be noted however that with regards to metered gas and electricity, all sites, regardless of who operates the site, are considered to be in scope 1 or 2 if the council is responsible for paying the bills (even if these costs are re-charged to the leasee) AND for maintaining the premises. Where these conditions are not met the sites will sit within scope 3, for example Towner Art Gallery.

Scope 1 and 2 emissions form the organisational baseline and are considered to be directly controllable by the Council.

Category	Description	Data used in this analysis
Scope 1	Direct emissions from sources owned or controlled by Eastbourne Borough Council	Metered gas data (for buildings where the council pay the gas bills) Litres of fuel consumed for fleet vehicles and machinery
Scope 2	Indirect emissions from the generation of energy purchased by Eastbourne Borough Council	Metered electricity data (for buildings where the Council pay the electricity bills)
Scope 3	Indirect emissions that result from other activities that occur in the value chain, either upstream or downstream.	As per table 2.

## 2.2 Data summary & review

April 2018 to March 2022

**From 2018/19 to 2022/23 the Council's scope 1 & 2 emissions have reduced by 20% in total.**

Table 1 provides a breakdown of emissions by source.

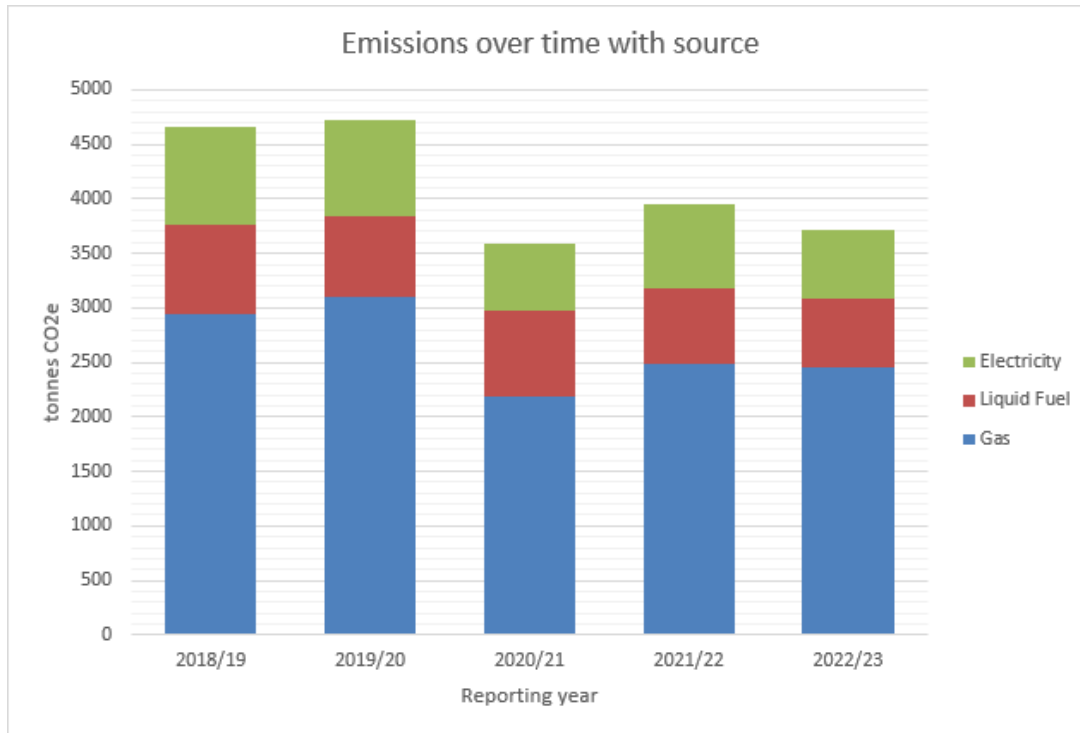
- There has been a 16% decrease in emissions from gas consumption and 30% decrease in electricity consumption.
- There has been a reduction in fuel use of just over 22%.
- Electricity emissions are reported using the standard grid electricity factor. The Council continues to purchase a Renewable Energy Guarantees of Origin (REGO) backed green tariff supply.

Graph 1 visually describes the main sources of emissions each year. The effect of the COVID lockdowns is most obvious here as is the consumption increase as a result of returning to normal. Gas remains the bulk of emissions and the most affected by the lockdown reduction as a result of reduced building use.

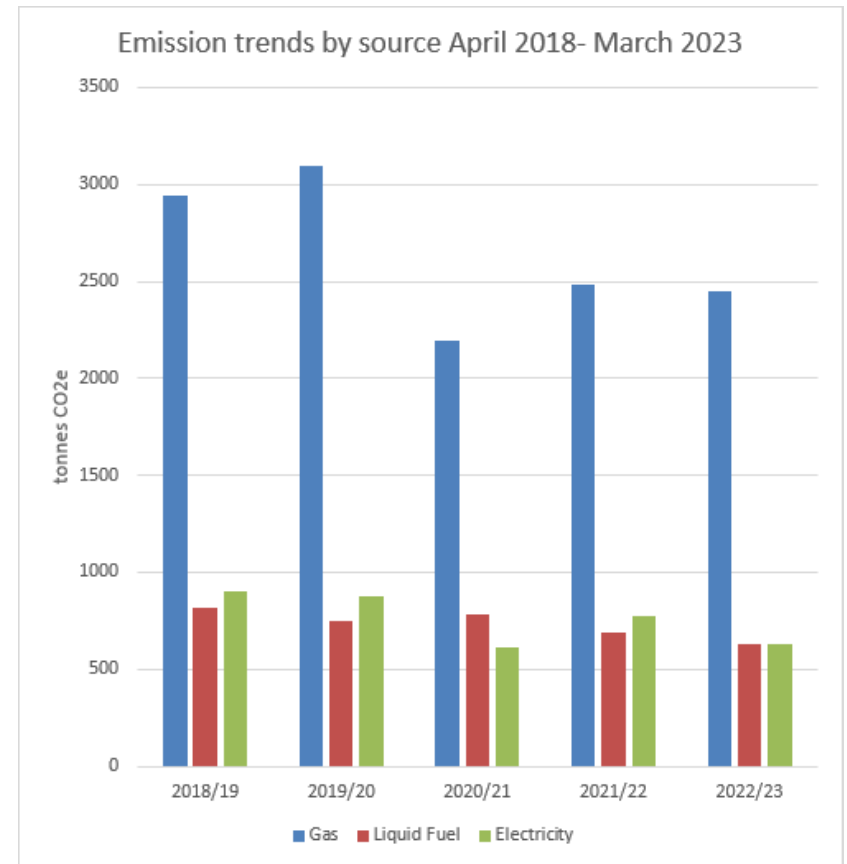
**Table 1. Eastbourne Borough Council emissions table**

<i>Emissions</i>					
<i>source</i>	<b>2018/19</b>	<b>2019/20</b>	<b>2020/21</b>	<b>2021/22</b>	<b>2022/23</b>
<b>Gas</b>	2941	3094	2194	2484	2447
<b>Liquid Fuel</b>	815	752	779	690.5	633
<b>Electricity</b>	902.5	880	613	772	629
<b>Total</b>	<b>4659</b>	<b>4726</b>	<b>3586</b>	<b>3947</b>	<b>3709</b>

**Graph 1. Emissions over time**



**Graph 2. Emissions trends by source**



### 2.3 Scope 3 emissions

The council continues to expand upon its Scope 3 emissions reporting. The council acknowledges that our greatest source of emissions will be from our purchasing and contracting and continues to improve reporting methods. The council is starting to include clauses in contracts requiring suppliers to report emissions attributed to the contract. We hope to include similar clauses in more contracts moving forward.

**Table 2. Scope 3 emissions**

Source	Data source and conversion	2018/19	2019/20	2020/21	2021/22	2022/23
Airbourne	Tourism team data records					6281
Elec transmission & distribution losses (Scope 2)	Utilities consumption information	79	64	53	68	32.3
Water supply & treatment	Direct from utility company		39	35	32	TBC
Water supply & treatment- Sovereign Centre	Direct from meter reads- NB. Substantial change/improvement to GHG conversion factors for 2021)	15	15	6	5	TBC
Towner Art Gallery- energy use only	Direct from consumption information (gas & elec)		232	125	153	TBC
Staff- Public transport	Revised method 21/22- Estimated km based on spend (rail assumed at 54p/mile)			0.3	0.8	6.6
Staff- Mileage	Calculated using miles claimed and an average petrol car			28	19	22.1
Grounds Maintenance contract (vehicle and machinery fuel)	Contractor				84	69.7
Housing Maintenance contract (vehicle fuel) 2021	Contractor				80	92.5
Wave Leisure facilities	To be calculated in 2024 - currently within scope 1 & 2- requires recalculation of the carbon baseline					
Well to tank (WTT) diesel (litres)			178	213	167	150.2
WTT unleaded (litres)			1.4	1.1	0.5	0.7
WTT gas (kWh gross CV)			268	236	276	253.5
WTT gas (m3)			134	50	337	165.7
WTT elec generated			104	68	201	105.2
WTT elec T&D			9	6	18	9.6
<b>Total (tonnes CO2e)</b>					<b>1442</b>	<b>7189.2</b>

### 3. Eastbourne Borough Carbon Emissions Summary

<b>Data Source</b>	<b>2018</b>	<b>2019</b>	<b>2020</b>	<b>2021</b>
DESNZ data- <a href="#">UK local authority and regional CO2 emissions – data tables (excel)</a> 'territorial emissions'	304.7 kt CO <sub>2</sub> e	282.4 kt CO <sub>2</sub> e (7% reduction on 2018)	259.8 kt CO <sub>2</sub> e (8% reduction on 2019)	277.4 (6% increase on 2020 but a 9% decrease overall)

The main source of emissions remains domestic buildings, closely followed by transport.

The Tyndall Centre and the University of Manchester have carried out analysis that recommends a minimum of a 12.3% per year reduction to deliver a Paris aligned carbon budget. The borough as a whole is a long way off meeting this year-on-year reduction.

Their 2021 budget tool suggests a cumulative carbon dioxide emission budget of 2.1 million tonnes for the period 2020 to 2100.

Eastbourne Borough Council has pledged to help make Eastbourne Carbon Neutral by 2030. We must not be put off by the challenge but must rally together and work together to improve the environment of our town for our residents, children, businesses and visitors now and in the future in order to mitigate global climate change.



## 4. The Climate Emergency Strategy- PROJECT CASESTUDIES

Below you will find a selection of key projects recently completed or underway. Some have been delivered by the council, some by the community and some in partnership. This work and the projects currently being planned is fundamental to the delivery of Eastbourne Carbon Neutral 2030.

The strategy currently contains 66 actions across 8 action areas. please see the full spreadsheet in section 5 for more information of actions within each area.

45 actions are currently posted as green (68%), 8 amber (13%), 0 red and 12 complete (19%)



### Housing & Energy

The Glenn – Affordable, sustainable, low carbon living.



'The Glenn' in Southfields Road, is a council development of 17 two-bedroom and two one-bedroom affordable properties. Three units are fully accessible ground floor flats, each with their own garden. The site, a former girl's school, is a town centre brownfield site. Tenants will benefit from a sustainable travel plan which includes a 12-month bus pass, a £100 bicycle voucher to spend against a new bike and membership to a new Car Club. The build was with a Fabric First Approach, and the development includes the council's first green roof, solar panels that are part of a Solshare system enabling each flat to receive enough energy each day to run all 'stand-by' appliances for free - a first for council housing in the country. The flats are heated with air source heat pumps and every resident has access to use a large bike store.

## Energise Sussex Coast Energy Champions



Eastbourne Eco Action Network has partnered with Energise Sussex Coast to run Energy Champion Training courses and set up Community Energy Projects in the Eastbourne area. Energy Champions are friendly, helpful, and knowledgeable local people who are passionate about making a difference to the environment as well as the welfare of their local community. Energy champions have been offering help and advice at foodbanks by accessing support through the energy price crisis, advising on saving energy and bringing bills down and providing freebies such as LED lightbulbs, draught-proofing kits, mould monitors and energy monitors. The champions are helping with problem bills by talking to energy suppliers, advising how to access free or part-funded energy efficiency measures, the cheapest energy tariffs, and accessing grants and the Warm Home Discount. They help residents with energy and water debts, applying for grants for white goods and household items, and easy DIY home energy saving to keep

homes affordably warm for people now working from home. They offer home visits from their Green Handyman to install energy saving measures such as draught proofing.

## Decarbonising our Housing Stock: Roadmap for 2030 zero carbon



The Council is now better placed to understand how it can deliver zero carbon homes thanks to the completion of a ground-breaking study between Lewes District and Eastbourne Councils, the University of Brighton and the Councils' sustainability joint venture Clear Futures. The study looked at the most realistic solutions that could be delivered by 2030, which includes more investment in local green energy and a light-touch approach to retrofit. Delivering these solutions though will require additional funding, a coordinated effort between Local Authorities, central Government, and energy companies, as well as the development of local energy systems. The methodology for this work was to analyse and evaluate our housing stock using archetypes, SAP and dynamic modelling, remote seasonal monitoring, physical inspections from PAS 2035 assessors and architects, stock profiling, and asset plan modelling. The work was underpinned by a peer review panel made up of leading national expert individual and organisations.

## Solar Together



Solar Together Sussex brings the cost benefit of bulk purchasing solar PV panels and battery storage to residents of the district. The council participated in the summer 2023 solar together scheme. The scheme offers residents solar PV panels with optional battery storage and as well as batteries for those with existing solar PV systems. Home electric vehicle charge points were also included in the scheme for the first time. 87 households and 2 SMEs in Eastbourne have accepted their offers from Solar Together.



## Transport

### Electric Vehicle ChargePoints in three Council car parks



The council entered into a 15-year contract with Connected Kerb, one of the UK's leading providers of electric vehicle charging solutions, and have installed 18 standard electric vehicle chargers in 3 of our car parks; Devonshire Park, Redoubt and Hyde Gardens. The charger points went live in August 2023 and are being well used by the public. The new chargers aim to help the switch to electric vehicles, and support Eastbourne residents with no access to off-street parking by providing reliable charging infrastructure, which as well as encouraging greater EV uptake will also help improve the town's air quality. An additional charge point has been installed in Hyde Gardens for sole use of an EV Car club vehicle.



points.

The council continues to work with East Sussex County Council (ESCC) who are responsible for on street charge

## Sustainable Transport & Active Travel Summit

The summit on 17<sup>th</sup> November 2023 provides a forum for developing sustainable transport systems with more opportunities for active travel which is essential for achieving our carbon neutral target. Active travel is key to promoting better physical, mental and social health for our residents and visitors.

This summit explores:

- How can the transport system in and around Eastbourne be made more attractive, efficient, and **sustainable** without undermining the economy and causing undue disruption to locals and visitors?
- What would a **sustainable** transport system in Eastbourne look like?
- How can we encourage more **active** travel in Eastbourne?

The summit is bringing together: experts in sustainable transport, planners and designers of infrastructure, officers and elected representatives from our local authorities, car clubs and cargo bike pioneers, local business, local universities, colleges, schools and community stakeholders.

Providing an excellent opportunity to share ideas and expertise through a mixture of presentations, networking opportunities, a summit exhibition, and Q&A sessions. We hope that participants will leave inspired and with plans for making the changes we need for a more active and sustainable future.

The Sustainable Transport & Active Travel Summit is being organised by Eastbourne ECO Action Network (EEAN) working with Eastbourne Borough Council and the Eastbourne Chamber of Commerce.




SUSTAINABLE TRANSPORT &  
ACTIVE TRAVEL SUMMIT 2023



## Workplaces

### Community recycling workshops

The council's Community Engagement and Recycling Officer delivers workshops not only on recycling but on the journey of household waste. Demand for the workshops became apparent as residents enquired about what happens to their recycling and waste once collected. The talk is available to schools, community groups & organisations, and residents. It covers how recycling first travels to the Haulaway facility and then continues its journey to the Material Reclaim Facility in Kent. Information about what can be put in recycling containers to avoid contamination along with information on how to recycle Waste Electrical and Electronic Equipment recycling (WEEE), batteries and dual material products like tetra pack and blister packs are addressed. A recycling talk was given to 20 children aged 4 to 14, at a summer school in Eastbourne, and at the end of the talk the children decided to make some posters. The winning poster design is being used for our social media campaign to educate residents on safe battery disposal.



## Biodiversity

### Changing Chalk - A Year in Butts Lane Meadow (Little Sheepdown)



Changing Chalk is a four-year project to create connections across the urban and rural areas of the Downs and restore and reconnect the fragmented areas of remaining chalk grassland. Changing Chalk supports nature's recovery and climate resilience and creates opportunities for work, learning and leisure time for people by providing engaging activities for people to enjoy, enhancing health and wellbeing. The Changing Chalk Ranger leads a volunteer group in Butts Lane Meadow. In October 2022 volunteers began removing scrub, pushing back edges to create more variation in microclimates for insects and creatures. Hand tools were used as they are potentially more wildlife friendly. Plenty of birds were spotted over the colder months, including long tailed tits, goldfinch, blue tits, coal tits, green woodpecker, buzzards. As Spring approached, violets and celandine started to appear. Common lizards were uncovered when cutting back the scrub edges and reptile mats were used to log reptiles and amphibian species. Smooth and palmate



newts and a pair of very pale toads were even spotted in early April. Scrub removal stopped for the bird nesting season, and the volunteers started identifying a full range of chalk grassland indicator species (some rare and nationally scarce), providing food for bees and butterflies. Common spotted, pyramidal, twayblades and Autumn Lady's Tresses orchids appeared.

Activities for volunteers included, pollinating insect identification skills with Buglife, countryside skills session with young people and Froglife, and a hibernaculum to support amphibians and reptiles during winter was dug. A year later the edges that had been scalloped, have flourished with plant species. The hibernaculum is being used as a common lizard sunbathing platform and a rare melanistic (black) adder spotted warming up. All this makes the work extremely rewarding - maintaining and maximising the biodiversity potential of this small but incredibly species-rich site nestled between the downs and town.

## Sustainable Horticulture at the Council

As part of the councils Pollinator and Biodiversity Policies, we ensure that we look at the best ways to manage the land that we own. This may include leaving some grass areas uncut, or cut to different lengths, to create linked up biodiversity areas and areas where wildflowers can grow for the benefit of pollinating insects. As well as wildflowers, these areas create great habitats for other bugs, beetles, and lizards. We often enhance these areas with newly seeded wildflower areas, with plants that are particularly useful for pollinators.

We have significantly reduced our use of annual bedding plants – restricting them to high profile sites. Annual bedding looks attractive but does require a lot of water, especially during hotter summers. It also needs heated green houses for its production, which is expensive and burns energy, adding to climate change. Previous areas where bedding was grown have been changed primarily to perennial planting, again with an emphasis on pollinator plants or wildflower seeding. Our bedding plants and shrubs are grown in non-peat or peat reduced composts wherever possible and where plastic pots are used these are returned to the supplier for re-use.

The council has a pesticide policy that states that we will not use pesticides unless there is a specific problem, such as Knot weed. In these cases, all other options would be considered first, and if essential, a minimum amount of pesticide would be applied. Many of our parks are classed as “Pesticide Free”



parks, where no pesticides are used. The council has not used Glyphosate in its parks, open spaces and play areas for at least 4 years. Looking forward, we will be bringing in more sustainable equipment into our parks and open spaces, including using electric powered trimmers and hedge cutters.

### The council-managed areas of the downland



Eastbourne Borough Council are working to obtain a Countryside Stewardship Higher Tier (CSHT) grant for the Council managed areas of the downland, to help steer and provide funding for the management over the next 5 years. The main aim is to maintain and enhance the valuable habitats we have here.

The scheme will cover both woodland and open areas. The application is a two-phase process. The initial application was successful, and we are now in the second phase, which involves designing the scheme in more detail, alongside specialists from the Forestry Commission and Natural England. Subject to agreement from the Rural Payments Agency, the scheme will hopefully commence in January 2024 and last for a period of 5 years.

We therefore don't have the final details yet, but one key focus is on the restoration of species rich grassland (in particular chalk grassland), to improve the condition of Seaford to Beachy Head Site of Special Scientific Interest (SSSI) as well as other areas of priority habitat. Scrub and woodland management will also be important factors, for example to rotationally manage areas of scrub and to maintain glades / rides within the woodland, all of which will benefit biodiversity.



### Eastbourne Food Partnership - Food grown by and for communities.

Eastbourne Food Partnership have been bringing people together around Good Food to build food systems that work better for people and planet and create a joyful food culture that everyone can take part in.



Photo credit: Rebecca Maer

In a year of empty supermarket shelves and price rises, growing local offers an opportunity to build more resilient communities in Eastbourne and increase access to fresh fruit and vegetables. This year, Eastbourne Food Partnership joined forces with Rooted Community Food and Eastbourne Allotments and Gardens Society to launch a Crop Drop at Gorringer Road. The Crop Drop aims to empower allotment growers to share their freshly grown produce with community projects. Whether repurposing gluts or 'growing a row' to give away, growers can leave their produce at the Crop Drop in the knowledge that it will be delivered with care by the Rooted Community Food team to one of the town's community food projects. The produce at the Crop Drop, along with organic fruit and veg grown directly at the Rooted community garden by their team of volunteers, can be accessed at low cost at one of the town's community fridges or larders. By the end of September, 1.2 tonnes of allotment-grown produce had been delivered to 7 different food projects across the town, which equates to 3,000 daily portions of ultra-local fruit and veg.



## Climate Adaptation

### **Pevensey Bay to Eastbourne** Coastal Management Scheme

The Environment Agency in partnership with Eastbourne Borough Council are developing a new, £100+ million large coastal flood and erosion risk management project for Pevensey Bay to Eastbourne.

This is one of the largest coastal flood risk projects in the country, as we plan to make Pevensey Bay to Eastbourne resilient to coastal flooding in response to the current climate emergency. The scheme will reduce the risk of flooding and coastal erosion to an estimated 10,000 residential properties as well as key infrastructure, local businesses, heritage sites and nature conservation areas. Along with reducing the flood risk, we will also be looking to increase biodiversity by 20% and reduce the amount of carbon generated throughout the life of the project, by at least 45% with an aim of becoming Net Zero by 2030.

In December 2022 a workshop was held with over 60 secondary school students from the Coastal Schools Partnership in East Sussex. The students learned about the scheme and today's coastal challenges. They then took part in a flood risk planning activity, where they considered all possible options to decide which flood risk solution would be best for their allocated zone. Students then had the opportunity to discuss the activity and their choices with parents at the end of the day. Our post-workshop survey showed that 100% of respondents felt they better understood the impact of rising sea levels and how we can protect against this.



## Seaford to Eastbourne Nature Recovery Project to boost wildlife and access to nature.

Eastbourne Borough Council are involved in discussions surrounding Natural England's Nature Recovery Project, working with other partners in the area. The Seaford to Eastbourne project traverses 12,000 ha of the iconic land and seascape of the South Downs, the project builds on partnerships with South East Water, local authorities, farmers and fishers. The project will build on research into chalk aquifers in the area which confirms the importance of using healthy chalk grass and chalk heath habitats to deliver clean and plentiful water. The work to integrate habitat and natural flood management schemes will create clean water supplies for nearby towns and benefit species, such as the rare wart-biter cricket. Ambitions further extend out to sea where the project partners will seek to boost short-snouted seahorse populations found near Beachy Head. The project is also researching how NHS staff who work in complex mental health can be trained in nature-based interventions, supporting the communities within Seaford to Eastbourne

## Local Nature Recovery Strategy

Eastbourne Borough Council are a Supporting Authority for the Local Nature Recovery Strategy (LNRS), which is led by East Sussex County Council (ESCC). Local Nature Recovery Strategies (LNRS) are 'a new, England-wide system of spatial strategies that will establish priorities and map proposals for specific actions to drive nature's recovery and provide wider environmental benefits', as set out by Government in the Environment Act 2021. As well as having a role in the planning system and directing public funding for nature recovery, LNRS will inform the delivery of 'nature-based solutions' for outcomes such as flood management, carbon sequestration and improvements in water quality.



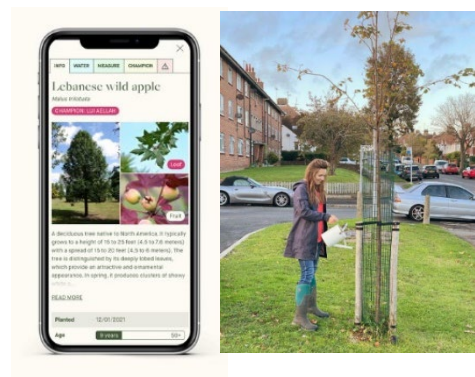
## Carbon Capture

### Beachy Head East – Marine Conservation Zone

The coastal waters between Beachy Head and Hastings on the Sussex coast hide a local treasure: beneath the waves is a wealth of wildlife of immense ecological and cultural value. This area is vitally important to the local community, with local fishermen, anglers, divers, marine archaeologists, beach users, swimmers, sports enthusiasts, and walkers all using and enjoying the space, and experiencing a deep connection to the ocean. The relationship between people and the sea here stretches back for generations. Many members of the local community, including organisations and businesses, supported efforts to make Beachy Head East a Marine Conservation Zone (MCZ) to protect and maintain this beautiful area now and for future generations. Beachy Head East MCZ was designated in 2019. One of the things that makes this area particularly special is the diverse mosaic of habitats that provide homes, feeding and breeding areas for masses of marine life. Within the approximately 195km<sup>2</sup> of the site, you can find fragile chalk reefs, sandstone reef systems, vulnerable

blue mussel beds. The waters contain two marine Sites of Nature Conservation Importance: The Royal Sovereign Shoals and the Horse of Willingdon Reef. It is home to threatened and declining species such as the tube-building ross worm, native oyster and short-snouted seahorse, and provides important feeding grounds for cuckoo wrasse, plaice, Dover sole and small spotted catshark and possible spawning beds for herring. It is also a site of historic shipwrecks and cretaceous fossils. Underwater chalk reefs like those found at Beachy Head East are rare in Europe but are particularly important for local marine life.

### Treebourne – Tree tagging/ tree champion project



A fantastic partnership between the Council and Treebourne has successfully planted 1000 new street trees throughout the town over the past two planting seasons. An ingenious scheme has been launched to help residents care for these newly planted trees. Each tree now has a special tag on its protective tree's cage. From a phone the QR code on the tag can be scanned to discover a wealth of information about the tree. Facts about the flowering times, how big it will grow as well as data on the amount of carbon these trees are soaking up. The App allows residents to register to become a Tree Champion, this could mean taking care of watering the tree in dry spells. By tending to these trees, residents are helping to enhance our streets and our town. As they grow the trees will provide cool shade during hot summers, contribute to cleaner air, and create a habitat for local wildlife.

<https://streets.treebourne.org>

## 5. Action Plan Update 2023

# Action Plan Update December 2023

## TIMEFRAMES

Short	2023-2024	Amber	Performance that is slightly below target but is within an acceptable tolerance. Projects where there are issues causing significant delay, changes to planned activities, scale, cost pressures or risks.
Medium	2024-2026	Red	Performance that is below target. Projects that are not expected to be completed on time within requirements.
Long	2027-2030	Complete	Target/activity or project has been completed.

RAG Status

Green

Performance that is at or above target. Project is on track.

Amber

Performance that is slightly below target but is within an acceptable tolerance. Projects where there are issues causing significant delay, changes to planned activities, scale, cost pressures or risks.

Red

Performance that is below target. Projects that are not expected to be completed on time within requirements.

Complete

Target/activity or project has been completed.

## 1. Housing & Energy

Action reference	ACTION	OUTCOME	TIMEFRAME			RESOURCES	Date for completion	Annual Update December 2023	RAG Status
<b>Direct Actions -to be undertaken and delivered by the council</b>									
1.1	Maintain asset register with up to date social housing stock condition surveys	Provides baseline information to enable retrofit and long term planning		BAU		Can be delivered using existing resources	Ongoing- BAU	73% of assets have had their stock condition inspections completed this year. The subsequent project Decarbonising Our Housing Stock (DOHS) was delivered. Next steps will be subject to funding.	Green
1.3	Develop and deliver the project plan (and long-term housing asset management plan) to decarbonise all social housing based on findings and experience of the Decarbonising Our Housing Stock project	Completed trials/pilots of new techniques and technology to reduce the emissions of social housing, method is agreed to evaluate remaining stock for correct retrofit measures, plan to retrofit all housing stock has been developed	Short-term 2022-2024	Medium Term 2025-2027		£500k allocated from HRA	Outline plan by March 2023	Alternative funding arrangements are being explored to progress this work. The ground breaking study at the following link sets out our next steps- <a href="https://www.lewes-eastbourne.gov.uk/article/1853/Decarbonising-our-Housing-Stock-Roadmap-for-2030-zero-carbon">https://www.lewes-eastbourne.gov.uk/article/1853/Decarbonising-our-Housing-Stock-Roadmap-for-2030-zero-carbon</a>	Amber
1.4	Explore collaboration on joint Social Housing Decarbonisation Fund bid to test joint working. If successful consider scaling up for major works.	Best value is achieved through collaborative working, best solutions are determined and method is agreed to deploy retrofit measures, initially as pilots with a plan developed for roll out of appropriate solutions across the portfolio	Short-term 2022-2024			Delivery costs to be determined once plan is prepared	Mar-24	Alternative funding arrangements are being explored to progress this work.	Amber
<b>Enabling Actions- these actions by the council will enable others to reduce emissions</b>									
1.5	Develop an ongoing programme of awareness raising and promotion of energy efficiency initiatives, especially in fuel poor and hard to reach communities	Educate and raise awareness, those most vulnerable benefit from energy efficiency advice and measures	Short-term 2022-2024	Medium Term 2025-2027	Long Term 2027-2030	Can be delivered using existing resources	Ongoing	Supporting Tech resort drop ins. New Energise Sussex Coast Community Champion Scheme launched and promoted. Updates and advice in tenants magazines and community drop-ins provided at Food Banks.	Green
1.6	Promote the Solar Together solar panel purchasing project or other similar retrofit schemes as and when they occur to support the 'able-to-pay' market	Private sector homeowners have easier access to retrofitting advice and suppliers	Short-term 2022-2024			Can be delivered using existing resources	Ongoing	Monitoring of 2023 scheme ongoing.	Green
1.7	Support and facilitate the Warm Home Check Service (East Sussex) scheme	Fuel poverty in the district/borough reduces		Medium Term 2025-2027		Can be delivered using existing resources	Ongoing	We continue to support and facilitate the Warm Home Check Service. A number of homes are being assisted to meet Minimum Energy Efficiency Standards -MEES (EPC above E).	Green
1.8	Explore collaboration on joint Social Housing Decarbonisation Fund bid to test joint working. If successful consider scaling up for major works.	We can get better value for money by collaborating with other authorities	Short-term 2022-2024	Medium Term 2025-2027		Can be delivered using existing resources	2025	Alternative funding arrangements are being explored to progress this work.	Amber
1.9	Work in collaboration with others to advertise and develop bids for the Governments Green Homes Grant and associated funding streams	Private sector housing can access funds to help retrofit and improve energy efficiency	Short-term 2022-2024			Can be delivered using existing resources	2025	Successful grant application submitted - exploring next steps in line with strategic direction of travel.	Green
1.10	Support the roll out of smart meters through promotion of the SmartEnergyGB scheme	Supports transition to smart energy grid and makes energy use more visible to residents which enables reductions	Short-term 2022-2024	Medium Term 2025-2027		Can be delivered using existing resources	Ongoing	As and when there is a policy change, we will promote the scheme accordingly.	Green
1.11	Work with the LEPs to deliver the South2East Energy Strategy	South2East Energy Strategy Outcomes met and decarbonisation at a regional level is progressed	Short-term 2022-2024	Medium Term 2025-2027		Can be delivered using existing resources	Ongoing	Continue to work with ESCC, D&B's - work with LEP to be determined.	Green

1.12	Implement the actions defined in the Eastbourne Housing Strategy 2020-2024- section B3 'Promoting access to housing that meets modern standards	Housing standards in the rented sector improve	Short-term 2022-2024	Medium Term 2025-2027		Can be delivered using existing resources	2024	Target under review as part of refresh proposed.	Amber
<b>Indicator</b>		<b>Method/data source</b>	<b>Outturn 2021</b>						
HE.1	Carbon dioxide emissions from domestic dwellings	From (March) 2022 BEIS Local & regional emissions data table	2017: 137.7 ktCO <sub>2e</sub> 2018: 133.3 ktCO <sub>2e</sub> 2019: 127.4 ktCO <sub>2e</sub> 2020: 125.3 ktCO <sub>2e</sub>						
HE.2	Average SAP rating of Eastbourne Borough Council Housing Stock	Outturn from Eastbourne Homes Ltd. asset database.	2021 data: 71.2 (EPC rating = C) 2022: 73.27 (EPC rating = C)						
HE.3	Percentage of fuel poor households in the borough	Outturn from East Sussex in Figures dataset	2018= 8.5% (LIHC definition) 2019= 8.5% ( new LILEE definition) 2020: 10.3%						
HE.4	Solar PV generation: number of sites and total generation capacity	BEIS regional renewables statistics 2014-2021	2019: 1,362 installations generating 5.7 MW 2020: 1379 installations generating 5.8MW 2021: 1416 installations generating 6MW						
<b>2. Transport</b>									
<b>Action reference</b>	<b>ACTION</b>	<b>OUTCOME</b>	<b>TIMEFRAME</b>		<b>RESOURCES</b>	<b>Date for completion</b>	<b>Annual Update December 2023</b>	<b>RAG Status</b>	
<b>Direct Actions</b>									
2.1	Procure supplier of electric vehicle chargepoints and produce delivery plan	The council can make a decision as to how to progress with increasing charging infrastructure in the town and a new project delivery action will be created if this goes ahead	Short-term 2022-2024			Can be delivered using existing resources	Aug-23	Phase 1 complete to schedule - all EV charge points in and signage complete - further work required on completion of TRO. Phase 2 to follow possible change of target.	Green
2.2	Complete Phase 1 of the waste and recycling vehicle fleet review	Optimisation of routes and fleet reduction	Short-term 2022-2024			Can be delivered using existing resources	2022	Complete in 2021 - to close.	Complete
2.3	Produce pathway to decarbonise the remaining fleet vehicles operated by the Council	Low carbon fleet.		Medium Term 2025-2027	Long Term 2027-2030	Pathway can be delivered using existing resources- Fleet decisions to be costed at the appropriate time	2030	Pathway is complete - cabinet approved 2022.	Complete
2.4	Work in partnership with ESCC to deliver new cycling and walking initiatives as detailed in the Draft East Sussex Local Cycling & Walking Infrastructure Plan (LCWIP) and seek opportunities for funding.	Additional cycling and walking routes	Short-term 2022-2024	Medium Term 2025-2027		Can be delivered using existing resources	2026	County successful in funding bid, EBC has received the majority of this funding, includes School street in Langley.	Green
2.5	Produce pathway to decarbonise non- RCV fleet vehicles operated by Neighbourhood First (small & medium vans, cars, other vehicles)	Plan to move to a low carbon fleet		Medium Term 2025-2027		Fleet decisions to be costed at the appropriate time	end 2024	Looking at potential sites and working on the strategy (aim to complete by end 2023) which will inform delivery the following year.	Green
<b>Enabling Actions</b>									
2.6	Facilitate setting up a commercial and/or community car-share club with a low carbon vehicle	Residents can car share instead of owning their own vehicle- reduces vehicle numbers in town and provides control over type/efficiency of vehicle used.	Short-term 2022-2024			Can be delivered using existing resources	ASAP	Working with Car Club provider, Connected Kerb, ESCC & Development Team to facilitate launch of new car club in Eastbourne.	Green
2.7	Work with contractors to decarbonise fleet vehicles working our contracts	The wider town's fleet is decarbonised	Short-term 2022-2024	Medium Term 2025-2027		Can be delivered using existing resources	2026	Mears (housing contractor) have a zero carbon manager and a net zero 2030 strategy.	Green
2.8	Work with Eastbourne Eco Action Network (EEAN) CIC to set up road closures under the auspices of school streets/play streets	Rat runs are potentially reduced, streets are made safer for walking and cycling especially at school drop off/pick up times	Short-term 2022-2024	Medium Term 2025-2027	Long Term 2027-2030	Can be delivered using existing resources	On-going	When EEAN request support, we will work with them subject to capacity on an ad hoc basis.	Green
2.9	Organise lobbying work on transport issues required at a county level and nationally, in partnership with EEAN	Coherent lobbying is delivered by both community groups and Councillors to achieve transport decarbonisation aims	Short-term 2022-2024	Medium Term 2025-2027		Can be delivered using existing resources	Ongoing	On going action for Cllr Swansborough and County Councillors. EEAN organised a successful transport summit supported by EBC (November).	Green
2.10	Work with ESCC to understand and overcome any barriers to setting up a Quality Bus Partnership (QBP) and see a QBP or similar established for the town/area	A QBP would provide confidence to service providers to invest in services and enable the improvement of bus infrastructure- the result of this should be increased public transport use	Short-term 2022-2024			Can be delivered using existing resources	2023	Where capacity allows ongoing partnership working with ESCC continues to keep a watching brief on QBP activity.	Amber

2.11	Develop a pathway to a low carbon taxi fleet	Reduced carbon emissions and improved air quality.	Short-term 2022-2024	Medium Term 2025-2027		Can be delivered using existing resources	2026	Survey completed in summer 2023 and associated report compiled in the autumn is informing next steps.	Green
<b>Indicator</b>		<b>Method/data source</b>	<b>Outturn 2021</b>						
TR.1	Carbon dioxide emissions from transport	From (March) 2022 BEIS Local & regional emissions data table	2017: 96.8 ktCO <sub>2e</sub> 2018: 93.8 ktCO <sub>2e</sub> 2019: 92.3 ktCO <sub>2e</sub> 2020: 75.6 ktCO <sub>2e</sub>						
TR.2	Number of Council enabled electric vehicle chargepoints	Number of completed installs each financial year	2021/22 = zero to date- 18 planned to August 2023						
<b>3. Workplaces and Tourism</b>									
<b>Action reference</b>	<b>ACTION</b>	<b>OUTCOME</b>	<b>TIMEFRAME</b>		<b>RESOURCES</b>	<b>Date for completion</b>	<b>Annual Update December 2023</b>		<b>RAG Status</b>
<b>Direct Actions</b>									
3.1	Transfer the council to a green electricity provider	100% of electricity supplied will be REGO backed energy that will qualify a 100% reduction in carbon emissions from consumed electricity	Short-term 2022-2024			Can be delivered using existing resources	Completed	Current contract expired in Sept 2024 - subsequent procurement arrangements are being progressed - still 100% green electricity planned.	Green
3.2	Complete the Council Non- Housing Stock Condition Surveys and subsequent possible Asset Management Strategy	The Council will know the condition of assets and which it will retain long term so we can plan to reduce emissions		Medium Term 2025-2027		Can't be delivered within existing resources. Additional revenue would be required.	end 2025	Delivery of this target is dependant upon funding. Exploring as part of business planning, a bid to progress this work is to be completed.	Amber
3.3	(Combined with 3.4) Develop and deliver a carbon reduction plan for all non-housing assets	Plan allows for structured and planned delivery to meet carbon neutrality goal	Revised timeline	Medium Term 2025-2027	Long Term 2027-2030	Can't be delivered within existing resources. Additional revenue would be required.	2026	Delivery of this target is dependant upon funding. Exploring as part of business planning, a bid to progress this work is to be completed.	Amber
3.5	Introduce sustainability criteria into council procurement policies with weighting given to tenderers with proven sustainability policy	Support for sub-contractors with green credentials to work with LEC	Short-term 2022-2024	Medium Term 2025-2027		Can be delivered using existing resources	2023	Working towards introducing criteria into every procurement, acknowledging some are easier to introduce than others given the nature of the product etc.	Green
3.6	Offset the emissions from Airbourne 2022	A temporary solution to the emissions of Airbourne until the tourism decarbonisation plan is in place		Medium Term 2025-2027	Long Term 2027-2030	Can be delivered using existing resources	2030 (timescale amended to fit target)	We have measured emissions...only 3% flying. We continue to reduce and monitor emissions, and make sure our marketing around travel encourages people to travel sustainably to and from the event. Further work is required to arrive at an offset policy in line with continuing to explore potential for offsetting schemes.	Green
3.6a	Gain better data over next 18 months, at a variety of events now a more normal schedule is resuming post COVID	The Council has a clear understanding of the carbon and environmental impact of it's events	Short-term 2022-2024			Budget will need to be found to fund data gathering	2024	Continue to track the environmental impact of events and ensure potential events providers/3rd parties organisers comply to the councils' environmental policies. Output forms are completed at applications stage and post event. Baseline developed from Oct/Nov 2023 - Numbers of form pre and post events and key findings will be measured.	Green
3.7	Eliminate use of Single Use Plastic (SUP) at EBC operated events and third party events supported by EBC wherever possible	Reduced plastic waste. EBC events no longer hand out SUP water bottles or carrier bags. Vendors are instructed not to either			BAU	Can be delivered using existing resources	BAU	Measured by the form at the link below, further statistics to follow: <a href="https://form.jotform.com/222572592547059">https://form.jotform.com/222572592547059</a>	Green
3.8	Eliminate use of SUP at customer facing venues such as Cafes, Visitor Services and heritage service sites	Reduced plastic waste. Visitor Services switched to paper bags and introduced free water refill scheme. Cafes selling glass vessels, biodegradable takeaway cups and paper straws	Short-term 2022-2024			Can be delivered using existing resources	2022	Action complete and to be removed - Carbon Charter previously created for Tourism.	Complete
3.9	Reduce harmful chemicals used in the upkeep of the grounds at Devonshire Park and Eastbourne Downs Golf Course (EDGC)	Alternatives with reduced environmental impact are constantly to be investigated	Short-term 2022-2024	Medium Term 2025-2027		Can be delivered using existing resources	2026	New target owner to scope and report on new target accordingly.	Green

3.10	Replace diesel fuelled handtools used in the upkeep of the grounds at Devonshire Park and Eastbourne Downs Golf Course (EDGC) with electric alternatives	Reduced emissions from diesel and fuel oil		BAU		Finance to be determined if existing resource is insufficient	BAU	Have begun to replace hand tools at EDGC with electricals as they come to end of life - same at Devonshire Park, expected completion date end 2023 - Target to be updated next quarter to possibly include EDGC.	Green
3.11	Reduce water usage at Devonshire Park through collection of moisture data for targeted irrigation	Reduced emissions from water use		BAU		Can be delivered using existing resources	Completed	Target tracking and scoping arrangements to be determined next quarter following new target owner review.	Complete
3.12	Eliminate use of unsustainable paper for printed marketing materials	Reduced emissions from consumption of paper products		BAU		Can be delivered using existing resources	Completed	The print department has been using sustainable paper and products for a number of years, and paper from Responsible Sources. 'Printing presses' have not been used for about 8 years, thus the inks are not used either, all products have been removed from the department. We now only use Copiers.	Complete
3.13	Replace diesel or fuel oil large machinery with electric alternatives (with electricity on a green tariff)	Reduced emissions from diesel and fuel oil		Medium Term 2025-2027	Long Term 2027-2030	Finance to be determined if existing resource to replace machinery is insufficient	2030	New target owner, will be scoping to report back next quarter and potentially smartening the target accordingly.	Green
<b>Enabling Actions</b>									
3.14	Develop a tourism decarbonisation plan	Low carbon tourism is encouraged and developed to support economic recovery		Medium Term 2025-2027		Can be delivered using existing resources		This is being covered as part of the assurance review. A strategy document for the whole Tourism department will be produced and decarbonisation will feature heavily - timeline 6 months (original aim Dec 23).	Green
3.15	Promote public transport for tourists into Eastbourne	Reduced emissions from visitor transport		Short-term 2022-2024	Medium Term 2025-2027	Can be delivered using existing resources		This is factored into everything Tourism promotes, no statistics available from providers so unable to monitor effects/milestones.	Complete
3.16	Develop comprehensive training and guidance for staff on climate change and carbon reduction. Also specific training to ensure decisions properly take into account the carbon emission implications	All staff will improve their environmental awareness to enable carbon reductions in their work and private life. It will be clear to Councillors, officers and the public the carbon consequences of all decisions		Short-term 2022-2024		Can be delivered using existing resources	End 2024	The aim is to have live "Carbon Literacy Training" to reflect biodiversity needs through OLLE as a mandatory course by 2024. Link to Clr training - <a href="https://www.communityenergysouth.org/carbon-literacy-programme">https://www.communityenergysouth.org/carbon-literacy-programme</a>	Green
<b>Indicator</b>		<b>Method/data source</b>		<b>Outturn 2021</b>					
WP.1	% change in carbon emissions from Eastbourne Borough Council Operations	Scope 1 & 2 emissions for 20/21 compared to baseline year 18/19	15% Reduction						
WP.2	Indicator revised: Carbon Footprint of events	Airborne 2022	Airborne emissions are currently in draft. More data collection been trialed.						
WP.3	Number of staff to have undertaken carbon reduction training	TBC	Zero- training being finalised						
<b>4. Biodiversity</b>									
<b>Action reference</b>	<b>ACTION</b>	<b>OUTCOME</b>	<b>TIMEFRAME</b>		<b>RESOURCES</b>	<b>Date for completion</b>	<b>Annual Update December 2023</b>	<b>RAG Status</b>	
<b>Direct Actions</b>									
4.2	Local Plans – work closely with Planning Policy and planners to achieve biodiversity wording that is fit for purpose and ambitious to arrest declines	Green and biodiversity beneficial Local Plans.	Short-term 2022-2024	Medium Term 2025-2027	Can be delivered using existing resources	2025	BNG (Biodiversity Net Gain) technical advice note is used to advise developers. Action complete. BNG is mandatory from Autumn 2023.	Complete	
4.3	Council Officer training in biodiversity	Decision makers are better informed about biodiversity and	Short-term 2022-2024		Can be delivered using existing resources	2024	The aim is to have live "Carbon Literacy Training" to reflect biodiversity needs through OLLE as a mandatory course by 2024 - refer to 3.16.	Green	
4.4	Reduced mowing practices	Improved habitat for insects		BAU	Can be delivered using existing resources	BAU	Ward councillors are currently considering mowing schedules in their patches as a driver to review mowing practices.	Complete	

4.5	Reducing the use of pesticides	Improved habitat for insects		BAU		Can be delivered using existing resources	BAU	Following our Biodiversity and pesticide strategies and action plans to enhance the biodiversity of public and open spaces, we have created more wildflower areas across the borough, as well as developing a small wildflower meadow.	Complete
4.6	Increase wildflower and pollinator planting where suitable	Improved habitat for insects		BAU		Can be delivered using existing resources	BAU	Ocklynge Cemetery has been an example of where we have increased wildflower and pollinator planting. However the mowing regime is under review.	Green
4.7	Provide direct assistance when required to tree planting projects at suitable sites such as those currently being delivered by Treebourne at Tugwell Park and Sevenoaks Recreation Ground	Carbon capture and improved biodiversity.	Short-term 2022-2024	Medium Term 2025-2027	Long Term 2027-2030	Can be delivered using existing resources	BAU	An active recruitment of tree champions is underway with Treebourne leading on this.	Green
<b>Enabling Actions</b>									
4.8	Develop pipeline of projects for biodiversity net gain and offsetting (not offsetting - there is no carbon offsetting policy)	Increase in biodiversity and projects enabled		Medium Term 2025-2027	Long Term 2027-2030	Can be delivered using existing resources	2030	Green Consultancy is seeking to understand the opportunities relating to BNG for Eastbourne.	Green
4.9	Review land holdings for possible projects	Internal and Partnership projects enabled	Short-term 2022-2024	Medium Term 2025-2027		Can be delivered using existing resources	2022	Exploring potential for tree planting.	Green
4.10	Develop a programme of works on EBC land to increase joining up of biodiversity corridors & ecological networks	Increase in biodiversity Improved well being of residents	Short-term 2022-2024	Medium Term 2025-2027	Long Term 2027-2030	Resources to be determined on project basis	Ongoing	Spatial study for Eastbourne will be delivered in Q3 and this will facilitate a developing programme.	Green
4.11	Support Changing Chalk bid and project if successful	Community ranger for countryside/nature/downland education and involvement		Medium Term 2023-2026		Can be delivered using existing resources	2024	Bid successful. Memorandum of understanding with Railway land Trust to deliver agreed outcomes.	Green
4.12	Continue to work with community groups, education and communication	Community groups encouraged and work progressed	Short-term 2022-2024	Medium Term 2025-2027	Long Term 2027-2030	Can be delivered using existing resources	On-going	Working with Friends of Hampden Park, Treebourne and Friends of Eastbourne Seafront. Working to secure funding and deliver projects, examples include the Sovereign bike track.	Green
4.14	Increase public access into Eastbourne Park	To enable opportunities for: appreciation of nature; educational experiences ; and outdoor exercise	Short-term 2022-2024	Medium Term 2025-2027		Can be delivered using existing resources	2024	Government funding for a kiosk and toilets at Shinewater to create a gateway to the park is in progress. Spend and delivery from April 2024 until April 2025. Match funding has been secured as part of the previous budget process.	Green
<b>Indicator</b>									
BIO.1	Number of trees planted (as per CC.1)	Method/data source	Organisational records						
2020-21: Treebourne have planted 14000 trees; EBC have planted 96 street trees 2021/22: Treebourne 1000 street trees and 2000 whips at Old Mansion Close; EBC- 153 (includes the 48 planted as part of the Lord Lucas cherry project) So total EBC arranged and found funding was 105 (12-14cm girth trees)									
BIO.2	Biodiversity improvement/gain as a result of actions undertaken	TBC	N/A						
BIO.3	% net biodiversity gain achieved on development sites	TBC	N/A						
BIO.4	% of SSSI's (Sites of Special Scientific Interest) in a favourable condition	Local Authority Monitoring Report 2021 (update due Dec 2022)	2018/19= 71.4% 2020/21= 71.4%						
BIO.5	Number of planning applications infringing on identified habitats, designated sites or reserves	Local Authority Monitoring Report 2021 (update due Dec 2022)	2018/19= 24 2020/21= 21 PA's abutted a designated site or reserve (none directly infringed) and 8 abutted identified habitats and 4 directly infringed a habitat.						
BIO.6	% of housing units delivered on previously developed land	Local Authority Monitoring Report 2021 (update due Dec 2022)	2018/19 = 99.2% 2019/20 = 96.5% 2020/21 = 88.3%						
<b>5. Food</b>									
Action reference	ACTION	OUTCOME	TIMEFRAME	RESOURCES	Date for completion	Annual Update December 2023	RAG Status		
<b>Direct Actions</b>									

5.1	Support local food growing initiatives by making suitable land available and incorporating it into our work with social housing tenants as part of DOHS	More residents can access local food and grow their own		BAU		Can be delivered using existing resources		Complete - New target proposed - "Work with partners to support and facilitate food growing initiatives on suitable land."	Complete
<b>Enabling Actions</b>									
5.2	Support the Eastbourne Food Partnership in developing and meeting their aims, including enabling food networks	More residents have access to local food	Short-term 2022-2024			To be determined		Input at steering group, promotion of aims and events, ongoing partnership working and officer and councillor support of pathways to food security workshop at the Towner.	Green
5.3	Support initiatives that promote or enable low carbon and nature-friendly farming locally eg South East Downs Farm Cluster	Although there is minimal agriculture within Eatsbourne itself- this wider working will facilitate local (Sussex) food production	Short-term 2022-2024	Medium Term 2025-2027	Long Term 2027-2030	Resource not identified		Resources have yet to be identified for this work.	Amber
<b>Indicator</b>									
FD.1	Area of land that has been made available for food growing	Method/ data source	Outturn 2021						
		Council records	None to date						
<b>6. Waste</b>									
<b>Action reference</b>	<b>ACTION</b>	<b>OUTCOME</b>	<b>TIMEFRAME</b>			<b>RESOURCES</b>	<b>Date for completion</b>	<b>Annual Update December 2023</b>	<b>RAG Status</b>
<b>Direct Actions</b>									
6.1	Comprehensive public consultation exercise to engage residents in recycling more	Recycling rates increase- target of 45% for 21/22	Short-term 2022-2024			Can be delivered using existing resources	N/A	Continue to do flats recycling project, visiting, delivering info, assessing bin needs, Eastbourne homes blocks deliver a recycling workshop, two recently in St Anthonys area and 2 more in Langley. Continuous discussion on improving recycling facilities with info/flyers to every resident in Eastbourne town. Priority for work has been based on locations near removal of the "bring" sites. Getting reports of bad areas/problems, team will investigate further to improve or inform residents further. Offer given to do home visits if requested and appropriate.	Green
6.2	Review waste & recycling service provision to align them with the requirements of increasing recycling and decreasing residual waste.	We recycle more than we incinerate, and our collection methods and schedules enable that and champion it.	Short-term 2022-2024	Medium Term 2025-2027		Can be delivered using existing resources		Complete in 2021 - New target proposed - "Monitor waste & recycling service provision with the requirements of increasing recycling and decreasing residual waste as measured by the previous National Indicator 192. "	Complete
6.9	Continue with planned communications with regular emphasis on food waste reduction eg. 'How to use Christmas leftovers', and general reduce, reuse, recycle messaging	We recycle more than we incinerate, and our collection methods and schedules enable that and champion it. Recycling rates increase- target of 45% for 21/22		Ongoing		Can be delivered using existing resources	Ongoing	Recent edition of RRR bulletin focused on curbside recycling what can/can't be recycled, love food/hate waste - an impact of food waste on the climate.	Green
<b>Enabling Actions</b>									
6.4	Promote and enable the REFILL (and Plastic Free) campaign	The public has easier access to drinking water to reduce the need to buy single use bottles.	Short-term 2022-2024			Can be delivered using existing resources	On-going/periodically in summer months	Work closely with the lead of plastic free Eastbourne and recycling refill stations, continuing support. Installed 7 refill station across Eastbourne over the past year, no ongoing target and must be maintained by the Council once installed. view from neighbourhood first is to pause this.	Green
6.6	Help develop local reuse and repair schemes which divert waste, for example Freegle, Freecycle, repair cafes etc.	Encourages a local circular economy and these schemes provide the most help and benefit to people in greater need.	Short-term 2022-2024	Medium Term 2025-2027	Long Term 2027-2030	Can be delivered using existing resources	Ongoing	Hampden park sheds have asked for help on a library of things for Eastbourne, donations from businesses/residents to be stored. They have been asked to provide a proposal to identify their storage needs.	Green



6.7	Work with community groups to facilitate litter picks and when possible provision of equipment	We have a clean town		Ongoing		Can be delivered using existing resources	Ongoing	New group has been set up in the Old Town area called Motcombe Wombles, doing regular litter picks in the Old Town area. They have set up a facebook page and joined other facebook groups to share best practice.	Green
<b>Indicator</b>		<b>Method/data source</b>	<b>Outturn 2021</b>						
W.1	Total amount of waster produced	Waste data flow	2018/19 = 34,713 tonnes 2019/20 = 46,992t 2020/21 = 48,879t 2021/22 = 35,380t						
W.2	% of waste recycled	Waste data flow	2018/19 = 35.2% 2019/20 = x % 2020/21 = 32.8% 2021/22 = 38.9% (forecast TBC)						
<b>7. Climate Adaptation</b>									
<b>Action reference</b>	<b>ACTION</b>	<b>OUTCOME</b>	<b>TIMEFRAME</b>		<b>RESOURCES</b>	<b>Date for completion</b>	<b>Annual Update December 2023</b>	<b>RAG Status</b>	
<b>Direct Actions</b>									
7.1	Complete the new Local Plan and ensure that planning policies and guidance reflect our carbon neutral ambition	New development is low carbon, energy efficient and is resilient to future climate change		Medium Term 2025-2027		Can be delivered using existing resources	2024	Continue to gather evidence to inform land allocations. The timetable as identified by The Local Development Scheme (LDS) remains applicable.	Green
7.4	Partnering with Treebourne to plant street trees	Reduced urban heat island		Ongoing		Can be delivered using existing resources and as funding streams arise	Ongoing	An active recruitment of tree champions to care for street trees is underway with Treebourne leading on this. Project is completed - see 4.7.	Green
<b>Enabling Actions</b>									
7.2	Ensure planning policy reflects the need to avoid substantial development on flood plain	Essential flood plain is retained and flood risk is minimised	Short-term 2022-2024	Medium Term 2025-2027		Can be delivered using existing resources	2025	We continue to gather evidence to inform land allocations. This involves liaising with the Environment Agency and The Lead Local Flood Authority on the potential flooding risks for the Borough.	Green
7.5	Pevensey to Eastbourne Coastal Management Scheme	Risk of flooding reduced to 10,000 homes as well as key infrastructure & businesses, nature & heritage sites. 20% increase in biodiversity and net zero carbon generated from project by 2030.	Short-term 2022-2024	Medium Term 2025-2027	Long Term 2027-2030	EBC/Environment Agency	2024 to have designed the project pathway plan	EBC in partnership with the Environment Agency will embark on engagement activity starting Q3 to discuss options for the next 10 years of the coastal management programme.	Green
<b>Indicator</b>		<b>Method/data source</b>	<b>Outturn 2021</b>						
CA.1	Number of units approved contrary to Environment Advice regarding flooding	Local Authority Monitoring Report 2020 (update due Dec 2021)	2018/19= zero 2021/22 = zero						
<b>8. Carbon Capture</b>									
<b>Action reference</b>	<b>ACTION</b>	<b>OUTCOME</b>	<b>TIMEFRAME</b>		<b>RESOURCES</b>	<b>Date for completion</b>	<b>Annual Update December 2023</b>	<b>RAG Status</b>	
<b>Direct Actions</b>									
8.1	Determine our method to enable local carbon offsetting	The residual borough emissions at 2030 are offset using local projects		Medium Term 2023-2026	Long Term 2027-2030	Methodology can be delivered using existing resources- Financial resources for offsetting to be determined and agreed as part of this work	2026	Target to be reviewed.	Green
<b>Enabling Actions</b>									
8.2	Continue to provide project support for partnership projects, including expertise, volunteer management and fund raising support	Partners projects are enabled and supported to achieve multiple outcomes dependent on project	Short Term 2020-2022	Medium Term 2023-2026	Long Term 2027-2030	Can be delivered using existing resources	On-going where resources allow	This work has been mainstreamed into our business as usual activities, and partnership works continues accordingly	Green
8.3	Provide suitable land to enable tree planting and re-wilding	Carbon capture through trees, increased biodiversity, improved mental wellbeing, increased summer shading	Short Term 2020-2022	Medium Term 2023-2026			On-going where resources allow	Suitable land is in short supply. Project complete.	Complete
<b>Indicator</b>		<b>Method/data source</b>	<b>Outturn 2021</b>						
CC.1	Number of trees planted (as per BIO.1)	Organisational records	2020-21: Treebourne have planted 14000 trees; EBC have planted 96 street trees 2021/22: Treebourne 1000 street trees and 2000 whips at Old Mansion Close; EBC- 153 (includes the 48 planted as part of the Lord Lucas cherry project) So total EBC arranged and found funding was 105 (12-14cm girth trees)						
CC.2	Value of annual offsets	TBC	£ = None Carbon offset = 0 tonnes						